



Pacific Coast Masters Curling Association (PCMCA) Treasurer's Report

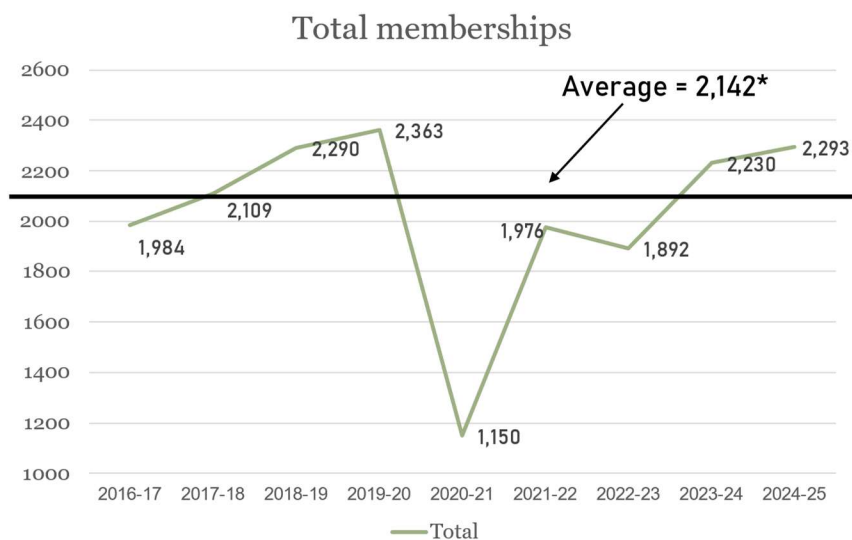
AGM Agenda Item 4b

Summary

The 2024-25 fiscal year experienced a 3% increase in member participation, from 2,230 to 2,293 participants, an increase of 63.

3

Total memberships above 8-year average



*Note: Average excludes 2020-21 Covid year

Participation Demographics

Participation by men increased by 36 (2%) and women by 27 (4%). The largest age demographic for men is 70 to 79 (49%) while the largest increase is in the age demographic of men 80+. By comparison, the largest age demographic for women is also 70 to 79 (45%) with growth in both 60 - 69 and 70 -79 age groups.



2024-25 PCMCA AGE DISTRIBUTION - BY ZONE (final as at March 31, 2025)

ZONE	LEAGUE	MEN 60 to 69	MEN 70 to 79	MEN 80+	MEN TOTAL	WOMEN 60 to 69	WOMEN 70 to 79	WOMEN 80+	WOMEN TOTAL	TOTAL
1	DUNCAN SENIOR SELECT	23	28	5	56	12	3	1	16	72
1	ESQUIMALT MASTERS	14	26	2	42	3	6	0	9	51
1	KERRY PARK SELECT LEAGUE	5	14	5	24	5	6	0	11	35
1	VICTORIA MASTERS	21	49	14	84	9	7	0	16	100
	TOTAL	63	117	26	206	29	22	1	52	258
	ZONE 1	31%	57%	13%	100%	56%	42%	2%	100%	
2	ABBOTSFORD MASTERS	11	45	23	79	2	0	0	2	81
2	CHILLIWACK MASTERS	16	60	28	104	19	32	10	61	165
2	CLOVERDALE SENIORS	11	25	15	51	6	10	4	20	71
2	DELTA THISTLE MASTERS	19	32	6	57	0	2	0	2	59
2	HANEY MASTERS	13	49	15	77	0	0	0	0	77
2	LANGLEY MASTERS	27	40	26	93	2	2	0	4	97
2	MISSION MASTERS	13	22	10	45	2	0	2	4	49
2	PEACE ARCH SENATORS	44	42	24	110	0	0	0	0	110
	TOTAL	154	315	147	616	31	46	16	93	709
	ZONE 2	25%	47%	23%	100%	33%	49%	17%	100%	
3	GIBSONS SENIORS	4	6	2	12	2	2	5	9	21
3	HOWE SOUND MASTERS	8	7	6	21	7	10	4	21	42
3	MARPOLE MASTERS	4	12	5	21	8	15	5	28	49
3	NORTH SHORE MASTERS	20	24	11	55	0	0	0	0	55
3	PORT MOODY SENIOR MEN	19	33	15	67	3	1	0	4	71
3	RICHMOND SENIORS	8	23	12	43	11	24	9	44	87
3	ROYAL CITY MASTERS	31	35	16	82	42	46	7	95	177
3	TUNNEL TOWN MASTERS	10	25	10	45	8	7	1	16	61
3	VANCOUVER SENIORS	12	25	14	51	0	0	0	0	51
	TOTAL	116	190	91	397	81	105	31	217	614
	ZONE 3	29%	49%	24%	100%	37%	48%	14%	100%	
4	COMOX VALLEY MASTERS	26	25	9	60	11	16	1	28	88
4	NANAIMO MASTERS	57	60	23	140	54	48	10	112	252
4	PARKSVILLE MASTERS	14	51	27	92	26	33	11	70	162
4	QUALICUM MASTERS	54	47	10	111	64	33	2	99	210
	TOTAL	151	183	69	403	155	130	24	309	712
	ZONE 4	37%	45%	17%	100%	50%	42%	8%	100%	
	2024-25 PCMCA TOTAL	484	805	333	1,622	296	303	72	671	2,293
	2024-25 PCMCA TOTAL %	30%	50%	21%	100%	44%	45%	11%	100%	
	2023-24 PCMCA TOTAL	465	830	291	1,586	287	291	66	644	2,230
	2023-24 PCMCA TOTAL %	30%	49%	20%	100%	46%	45%	10%	100%	
	# 2024-25 Increase over 2023-24	19	-25	42	36	9	12	6	27	63
	% 2024-25 Increase over 2023-24	4%	-3%	14%	2%	3%	4%	9%	4%	3%



PCMCA 2024-25 to 2023-24 Comparison

ZONE	LEAGUE	Men			Women			Total		
		2024-25	2023-24	Diff	2024-25	2023-24	Diff	2024-25	2023-24	Diff
1	DUNCAN SENIOR SELECT	56	43	13	16	10	6	72	53	19
1	ESQUIMALT MASTERS	42	42	0	9	11	-2	51	53	-2
1	KERRY PARK SELECT LEAGUE	24	27	-3	11	12	-1	35	39	-4
1	VICTORIA MASTERS	84	89	-5	16	12	4	100	101	-1
	TOTAL	206	201	5	52	45	7	258	246	12
	ZONE 1 - % of total	80%	82%		20%	18%				
2	ABBOTSFORD MASTERS	79	75	4	2	0	2	81	75	6
2	CHILLIWACK MASTERS	104	94	10	61	72	-11	165	166	-1
2	CLOVERDALE SENIORS	51	50	1	20	11	9	71	61	10
2	DELTA THISTLE MASTERS	57	63	-6	2	0	2	59	63	-4
2	HANEY MASTERS	77	75	2	0	0	0	77	75	2
2	LANGLEY MASTERS	93	82	11	4	0	4	97	82	15
2	MISSION MASTERS	45	51	-6	4	0	4	49	51	-2
2	PEACE ARCH SENATORS	110	72	38	0	0	0	110	72	38
	TOTAL	616	562	54	93	83	10	709	645	64
	ZONE 2 - % of total	87%	87%		13%	13%				
3	GIBSONS SENIORS	12	17	-5	9	6	3	21	23	-2
3	HOWE SOUND MASTERS	21	24	-3	21	16	5	42	40	2
3	MARPOLE MASTERS	21	23	-2	28	26	2	49	49	0
3	NORTH SHORE MASTERS	55	54	1	0	0	0	55	54	1
3	PORT MOODY SENIOR MEN'S	67	59	8	4	0	4	71	59	12
3	RICHMOND SENIORS	43	41	2	44	41	3	87	82	5
3	ROYAL CITY MASTERS	82	74	8	95	102	-7	177	176	1
3	TUNNEL TOWN MASTERS	45	48	-3	16	13	3	61	61	0
3	VANCOUVER SENIORS	51	55	-4	0	0	0	51	55	-4
	TOTAL	397	395	2	217	204	13	614	599	15
	ZONE 3 - % of total	65%	66%		35%	34%				
4	COMOX VALLEY MASTERS	60	64	-4	28	30	-2	88	94	-6
4	NANAIMO MASTERS	140	139	1	112	112	0	252	251	1
4	PARKSVILLE MASTERS	92	99	-7	70	62	8	162	161	1
4	QUALICUM MASTERS	111	126	-15	99	108	-9	210	234	-24
	TOTAL	403	428	-25	309	312	-3	712	740	-28
	ZONE 4 - % of total	57%	58%		43%	42%				
	TOTAL	1,622	1,586	36	671	644	27	2,293	2,230	63

New Horizons for Seniors Program (NHSP)

At the end of March, PCMCA was informed of funding approval for \$24,000 by NHSP of approval for the “Curling for the Health of it – Seniors 60+” program. Two programs were proposed for funding approval:

[1] Learn/Return to Curl events for seniors 60+

- Three events per zone for a total of 12 events to be conducted in Fall 2025 with available funding of \$950 per event.

[2] 80+ Bonspiels

- One event per zone for a total of 4 events to be conducted from November 2025 to February 2026 with available funding of \$3,150 per event

Respectfully submitted,

Cheryl Eason

Cheryl Eason, MBA, CPA, CGA, RPA, DMC

PCMCA Treasurer

Draft 2024/25 PCMCA Financial Statements

- The 2024-25 financial statements are deemed draft until the financial review by two board-elected members is completed.
- Included are Statement of Operations, Statement of Financial Position and Statement of Cashflows.
- PCMCA bylaws require a financial review of the preceding fiscal year within 30 days of the AGM.
- A motion has been included to modify bylaw 6.8 to move the wording referring to accountants and replace with two PCMCA members. The PCMCA does not require an audit of their financial statements and therefore the review of the financial statements by PCMCA members as approved by the Voting Members at the AGM is being requested instead.

Pacific Coast Masters Curling Association
Statement of Operations
For the Year Ended March 31,

	<u>2025</u>	<u>2024</u>
Revenue		
Annual PCMCA member fees	\$ 18,024	\$ 11,070
Less: fee reimbursement	<u>(9,012)</u>	<u>(4,428)</u>
PCMCA Dues, net of reimbursement	9,012	6,642
Curl BC	5,000	2,000
PCMCA Playdown entry fees	13,120	10,480
Sponsorship, interest and other	2,622	370
Total Revenue	29,754	19,492
Expenses		
Administrative and Professional fees	409	2,375
Curl BC Scholarship	1,000	1,000
PCMCA Executive travel	100	500
Combined playdowns		
Crests and Bars for BCMCC	3,319	3,076
Program Costs and other	799	-
Ice Rental	2,013	-
Banquet/Meet & Greet	8,000	-
Banners and in-ice logos	1,055	665
Prizes and Awards	495	215
Travel expense - PCMCA Executive	658	1,892
Travel expense - BCMCC Team Travel	6,975	15,100
Total Expenses	24,824	24,823
Excess of expenses over revenue	\$ 4,930	\$ (5,331)

Pacific Coast Masters Curling Association
Statement of Financial Position
March 31,

Assets			
		2025	2024
Current Assets			
Cash		\$ 27,525	\$ 36,803
Investments (GIC)	Note 4	10,000	-
Accounts Receivable	Note 5	4,590	648
Total Assets		\$ 42,116	\$ 37,451
Liabilities & Equity			
Current liabilities			
Accounts Payable	Note 6	\$ 16,689	\$ 16,955
Equity			
Opening balance, equity		20,496	25,827
Excess of expenses over revenues		4,930	(5,331)
Ending balance, equity		25,426	20,496
Total Liabilities and Equity		\$ 42,116	\$ 37,451

Pacific Coast Masters Curling Association
Statement of Cash Flows
March 31,

	2025
Increase (Decrease) in cash	
Operating	
Excess of revenue over expenses	\$ 4,930
Changes in non-cash working capital accounts:	
Accounts receivable increase	(3,942)
Accounts payable decrease	(266)
	(4,208)
Cash used in investing activities:	
GIC purchased	(10,000)
Increase in cash	(9,278)
Bank balance, cash	
Beginning of year, April 1, 2024	36,803
End of year, March 31, 2025	\$ 27,525

Pacific Coast Masters Curling Association
Notes to the Financial Statements
Year ended March 31, 2025

1. PURPOSE OF THE CLUB

The Pacific Coast Masters Curling Association (the "PCMCA"), under the Societies Act of British Columbia, is a member funded society, funded primarily by its members to carry on activities for the benefit of its members. The purpose of the PCMCA is to foster, promote, organize, and engage in the game of curling and to promote sportsmanship, good fellowship, and the welfare of its members.

2. ZONES

There are four zones represented by 2 directors on the Board of Directors: Zone 1 - Lower Island; Zone 2 - Fraser Valley; Zone 3 - Greater Vancouver; Zone 4 - North Island

3. MEMBER FEES AND ZONE REIMBURSEMENT


The cost of membership is \$8 for each PCMCA member of age 60 or more and collected by the person responsible at the curling centre. The PCMCA member fee is paid only once per year, even if curling in different clubs in PCMCA leagues. These fees are remitted to the PCMCA and from the \$8 remittance, \$4 is designated to the PCMCA account and the remaining \$4 is consolidated by zone and returned to the zone for their use.

4. INVESTMENT

A Guaranteed Investment Certificate (GIC) for \$10,000 was purchased on December, 2024 at a rate of interest of 3.4% annually.


5. ACCOUNTS RECEIVABLE

The following receivables were outstanding as at March 31:

	<u>2025</u>
Membership fees	\$ 208
Interest income	102
BCMCC Playdown fees	1,760
BCMCC sponsorship and Donations	2,520
	 <u>\$ 4,590</u>

6. ACCOUNTS PAYABLE

The following is outstanding as at March 31:

	<u>2025</u>
Outstanding cheques	\$ 8,546
Credit card	6,143
Curl BC Scholarship	1,000
Banners and Crests	1,000
	 <u>\$ 16,689</u>

2024-25 Year-end Results

The following compares the actual 2024-25 financial results with the approved budget. Revenues were \$1,274 or 4.5% higher than budgeted mainly due to BCMCC sponsorship and 50/50 monies. Fee reimbursement reflects the approved \$4 return to zones based on the \$8 per person membership fees. Costs were \$6,556 lower overall due mainly to lower than budgeted team travel costs to offset banquet and ice rental fees.

Pacific Coast Masters Curling Association Statement of Operations 2024-25 Actual to Budget Comparison

	<u>Actual</u>	<u>Budget</u>	<u>Variance</u>
Revenue			
Annual PCMCA member fees	\$18,024	\$18,800	\$ (776)
Less: fee reimbursement	(9,012)	(9,400)	388
PCMCA Dues, net of reimbursement	9,012	9,400	(388)
Curl BC	5,000	5,000	-
PCMCA Playdown entry fees	13,120	14,080	(960)
BCMCC Sponsorship and other	2,622	-	2,622
Total Revenue	29,754	28,480	1,274
Expenses			
Administrative and professional fees	409	500	91
PCMCA executive travel	100	300	200
Contribution to Curl BC Scholarship	1,000	1,000	-
Combined playdowns			
Crests and Bars for BCMCC	3,319	3,500	181
Printing costs and stationary	799	-	(799)
Banners and in-ice logos	1,055	1,200	145
Prizes and Awards	495	380	(115)
Ice Rental	2,013	-	(2,013)
Banquet/Meet & Greet	8,000	3,000	(5,000)
Travel expense - PCMCA Executive	658	1,500	842
Travel expense - BCMCC Team Travel	6,975	20,000	13,025
Total Administrative	24,824	31,380	6,556
Excess of expenses over revenue	\$ 4,930	\$ (2,900)	\$ 7,830

2025-26 Proposed Budget

PCMCA 2025-26 Draft Operating Budget

		Annual	
REVENUE		Budget	Notes/Assumptions:
PCMCA Dues		18,400	2,300 members @ \$8/member
Less: dues reimbursement		(9,200)	2,300 members @ \$4/member
PCMCA Dues, net of reimbursement		9,200	
Playdown fees:			
60+ Men (Guy Philp)	3,840		24 teams x \$160
70+ Men (Graham Donaldson)	3,840		24 teams x \$160
Women	1,280		8 teams x \$160
Mixed	1,280		8 teams x \$160
Stick	1,600		20 teams x \$80
80+	1,280		8 teams x \$160
Playdown fees		13,120	
Curl BC - Member Support		2,000	
Curl BC - BCMCC Hosting		3,000	
Total Revenue		27,320	
EXPENSES			
Administrative Expenses			
Printing, Postage, Stationery		400	
Travel for PCMCA executive		300	
Curl BC Scholarship Fund		1,000	
Professional fees (Society Act, website, etc.)		300	
Total Administrative		2,000	
Championship Playdowns			
Travel Allowance*			
Hotel and mileage	9,500		Based on \$600/team (\$300/stick)
Ferry	1,500		Based on \$150 x 10
		11,000	
Travel Allowance - Executive (2)		1,500	
Banners and In-ice logos		1,000	
PCMCA Hosting expenses		2,000	
Meet & Greet for BCMCC		1,500	
Crests and Bars	4,500		60+, 70+, Women, Mixed, Stick, 80+
Honorary Awards		400	
Total Championship expenses		21,900	
Total Expenses		23,900	
Revenue over Expenses		\$ 3,420	